

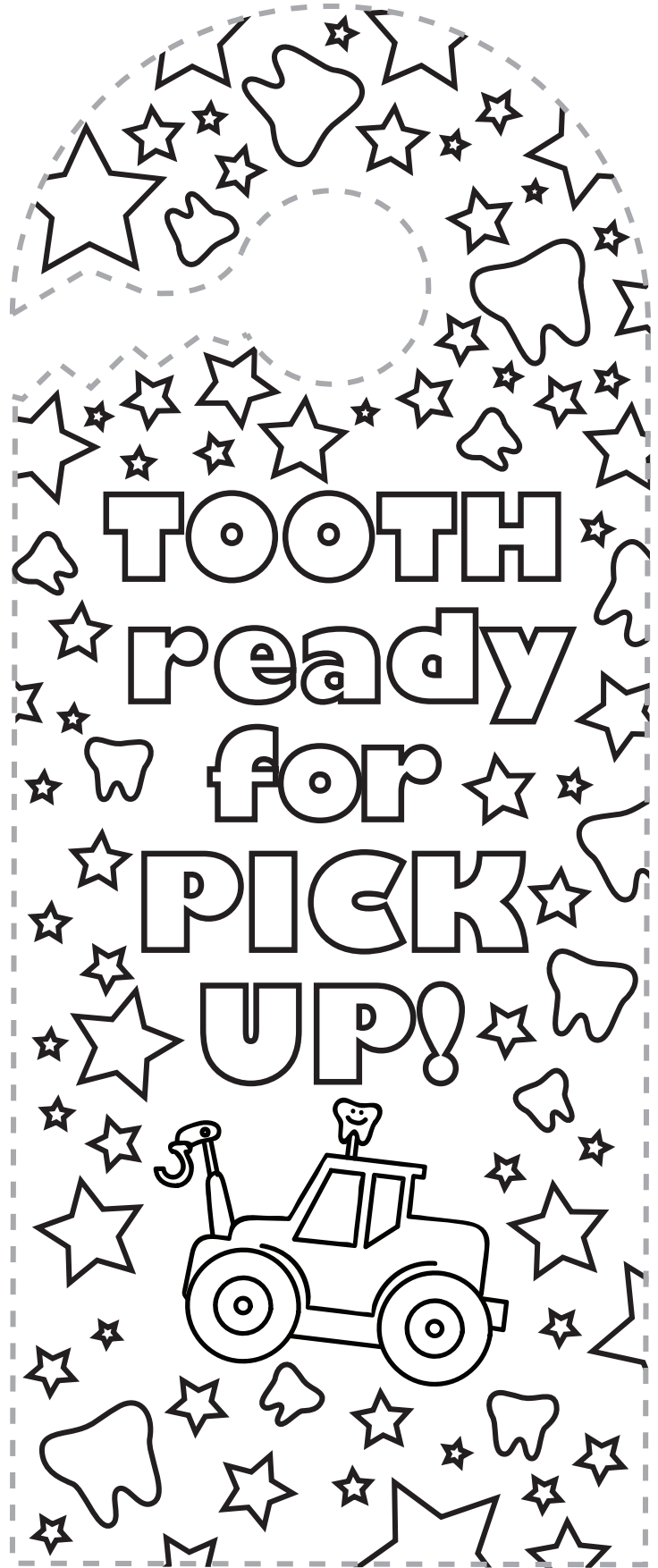
Tell the Tooth Fairy You're Ready for a Visit!

After you lose a tooth, color and cut out this door hanger. (Ask a grown-up for help if you need it.) Then, hang it on the outside of your door before bed to let the Tooth Fairy know your tooth is ready for pickup.



Tell the Tooth Fairy You're Ready for a Visit!


After you lose a tooth, color and cut out this door hanger. (Ask a grown-up for help if you need it.) Then, hang it on the outside of your door before bed to let the Tooth Fairy know your tooth is ready for pickup.



Tell the Tooth Fairy You're Ready for a Visit!

After you lose a tooth,
color and cut out this door
hanger. (Ask a grown-up
for help if you need it.)
Then, hang it on the
outside of your door
before bed to let the
Tooth Fairy know your
tooth is ready for pickup.





This is to certify that

lost a tooth on _____ at the age of ____.

*"To keep cavities away, brush your
teeth for 2 minutes, 2 times a day."*

♥ - *Tooth Fairy*





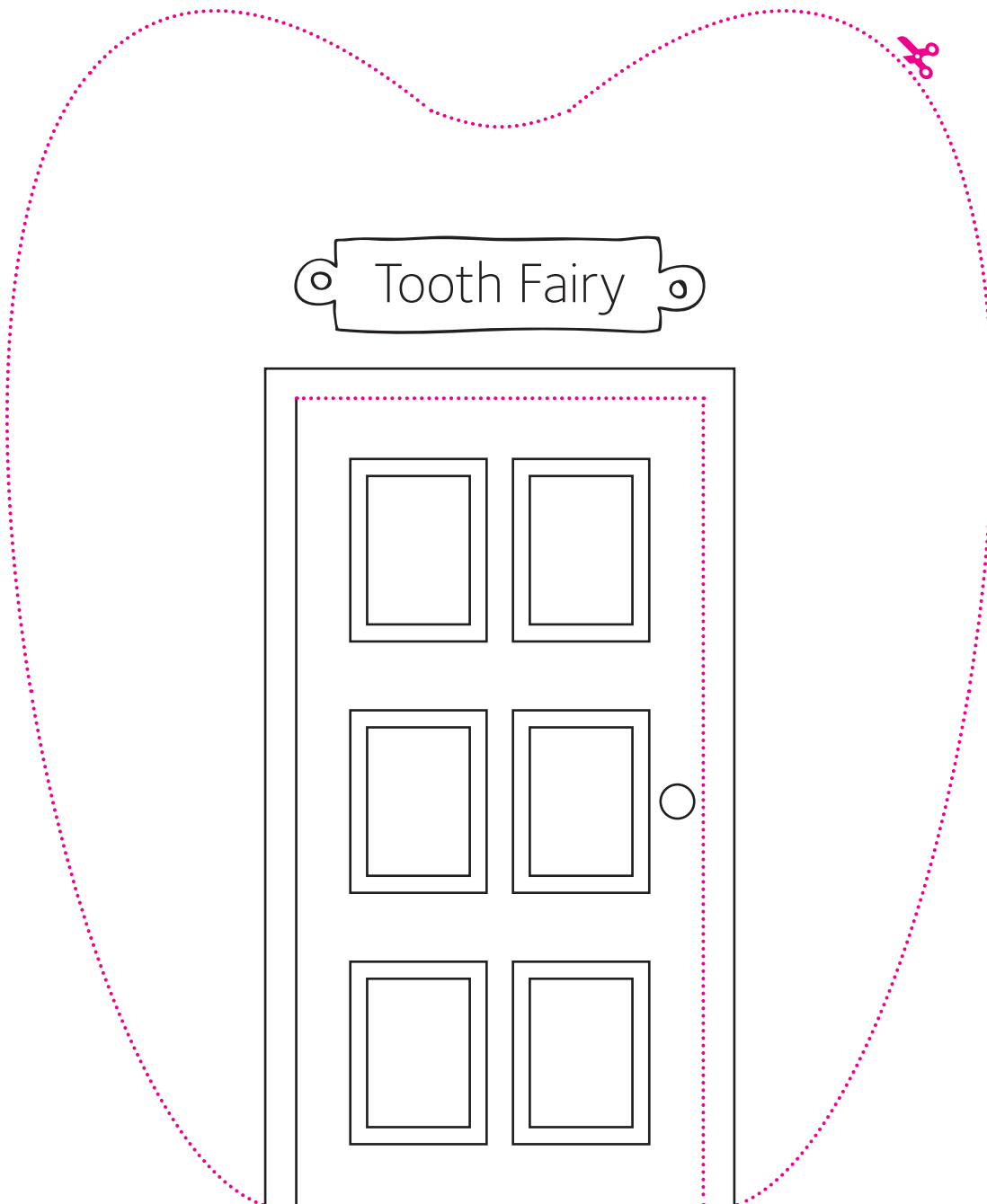
Tooth Fairy Teeth Tracker

The header features a smiling cartoon tooth with green wings and a tooth fairy holding a jar of teeth and a wand. Three yellow stars are positioned to the left of the title.

When/How: _____		When/How: _____
When/How: _____		When/How: _____
When/How: _____		When/How: _____
When/How: _____		When/How: _____
When/How: _____		When/How: _____
When/How: _____		When/How: _____
When/How: _____		When/How: _____
When/How: _____		When/How: _____
When/How: _____		When/How: _____
When/How: _____		When/How: _____



Decorate your Tooth Fairy door. When you're finished, cut on the dotted line around the tooth. Then, cut on the dotted line around the door to make it swing open. Finally, adhere the door with adhesive tape to the wall down at the baseboard for the Tooth Fairy!






Decorate your Tooth Fairy door. When you're finished, cut on the dotted line around the tooth. Then, cut on the dotted line around the door to make it swing open. Finally, adhere the door with adhesive tape to the wall down at the baseboard for the Tooth Fairy!





Decorate your Tooth Fairy door. When you're finished, cut on the dotted line around the tooth. Then, cut on the dotted line around the door to make it swing open. Finally, adhere the door with adhesive tape to the wall down at the baseboard for the Tooth Fairy!





Get Ready for the Tooth Fairy!

Finding a clean, healthy tooth under your pillow always makes the Tooth Fairy smile. You never know when you might lose your next tooth, so use this brushing calendar to make sure you are brushing twice a day for two minutes!



Put a checkmark in the box when you brush twice each day.

Sunday	Monday	Tuesday	Wednesday	Thursday	Friday	Saturday
<div>_____</div> <div><input type="checkbox"/> <input type="checkbox"/></div>	<div>_____</div> <div><input type="checkbox"/> <input type="checkbox"/></div>	<div>_____</div> <div><input type="checkbox"/> <input type="checkbox"/></div>	<div>_____</div> <div><input type="checkbox"/> <input type="checkbox"/></div>	<div>_____</div> <div><input type="checkbox"/> <input type="checkbox"/></div>	<div>_____</div> <div><input type="checkbox"/> <input type="checkbox"/></div>	<div>_____</div> <div><input type="checkbox"/> <input type="checkbox"/></div>
<div>_____</div> <div><input type="checkbox"/> <input type="checkbox"/></div>	<div>_____</div> <div><input type="checkbox"/> <input type="checkbox"/></div>	<div>_____</div> <div><input type="checkbox"/> <input type="checkbox"/></div>	<div>_____</div> <div><input type="checkbox"/> <input type="checkbox"/></div>	<div>_____</div> <div><input type="checkbox"/> <input type="checkbox"/></div>	<div>_____</div> <div><input type="checkbox"/> <input type="checkbox"/></div>	<div>_____</div> <div><input type="checkbox"/> <input type="checkbox"/></div>
<div>_____</div> <div><input type="checkbox"/> <input type="checkbox"/></div>	<div>_____</div> <div><input type="checkbox"/> <input type="checkbox"/></div>	<div>_____</div> <div><input type="checkbox"/> <input type="checkbox"/></div>	<div>_____</div> <div><input type="checkbox"/> <input type="checkbox"/></div>	<div>_____</div> <div><input type="checkbox"/> <input type="checkbox"/></div>	<div>_____</div> <div><input type="checkbox"/> <input type="checkbox"/></div>	<div>_____</div> <div><input type="checkbox"/> <input type="checkbox"/></div>
<div>_____</div> <div><input type="checkbox"/> <input type="checkbox"/></div>	<div>_____</div> <div><input type="checkbox"/> <input type="checkbox"/></div>	<div>_____</div> <div><input type="checkbox"/> <input type="checkbox"/></div>	<div>_____</div> <div><input type="checkbox"/> <input type="checkbox"/></div>	<div>_____</div> <div><input type="checkbox"/> <input type="checkbox"/></div>	<div>_____</div> <div><input type="checkbox"/> <input type="checkbox"/></div>	<div>_____</div> <div><input type="checkbox"/> <input type="checkbox"/></div>
<div>_____</div> <div><input type="checkbox"/> <input type="checkbox"/></div>	<div>_____</div> <div><input type="checkbox"/> <input type="checkbox"/></div>	<div>_____</div> <div><input type="checkbox"/> <input type="checkbox"/></div>	<div>_____</div> <div><input type="checkbox"/> <input type="checkbox"/></div>	<div>_____</div> <div><input type="checkbox"/> <input type="checkbox"/></div>	<div>_____</div> <div><input type="checkbox"/> <input type="checkbox"/></div>	<div>_____</div> <div><input type="checkbox"/> <input type="checkbox"/></div>



Name: _____

Age: _____

Date of collection: _____

Number of teeth: _____

Payment: _____

Special note: _____

Authorized Signature:

The Tooth Fairy



Name: _____

Age: _____

Date of collection: _____

Number of teeth: _____

Payment: _____

Special note: _____

Authorized Signature:

The Tooth Fairy



Name: _____

Age: _____

Date of collection: _____

Number of teeth: _____

Payment: _____

Special note: _____

Authorized Signature:

The Tooth Fairy



Name: _____

Age: _____

Date of collection: _____

Number of teeth: _____

Payment: _____

Special note: _____

Authorized Signature:

The Tooth Fairy



Name: _____

Age: _____

Date of collection: _____

Number of teeth: _____

Payment: _____

Special note: _____

Authorized Signature:

The Tooth Fairy



Name: _____

Age: _____

Date of collection: _____

Number of teeth: _____

Payment: _____

Special note: _____

Authorized Signature:

The Tooth Fairy



Name: _____

Age: _____

Date of collection: _____

Number of teeth: _____

Payment: _____

Special note: _____

Authorized Signature:

The Tooth Fairy



Name: _____

Age: _____

Date of collection: _____

Number of teeth: _____

Payment: _____

Special note: _____

Authorized Signature:

The Tooth Fairy



your
PHOTO

I lost a tooth.

THE STORY OF HOW MY TOOTH FELL OUT IS ...

WHEN MY TOOTH FELL OUT, I FELT ...



ADA®



your
PHOTO

I lost a tooth.



your
PHOTO

Visit from the Tooth Fairy.



ADA®

THIS IS HOW I GOT READY FOR
MY TOOTH FAIRY VISIT ...

THE NEXT MORNING, I FOUND OUT THE
TOOTH FAIRY LEFT ME ...

your
PHOTO

Visit from the Tooth Fairy.



ADA®